

PHILADELPHIA INQUIRER HISTORICAL ARCHIVE

This database has approximately 31,000 issues of the *Philadelphia Inquirer* from June 2, 1834 to December 31, 1922. Later issues of the newspaper will be online when their copyright issues are resolved. Some pages are reproduced two or more ways to clarify poorly printed portions. Some issues and pages are missing. **Click** the **tab Philadelphia Inquirer** to see what's included.




Find It

Go to www.ccls.org > **Databases** (left green frame) > **P** > **Philadelphia Inquirer Historic Archive**.





Help


To find How to's, Troubleshooting, Hints and Browser Requirements, **click** the **Help** link at the top on the right.

Browse It

- **Click** the **Philadelphia Inquirer tab**.
- Scroll in the left frame to see page numbers for this issue. **Clicking** a **page number** reveals article titles.
- **Click** an **article title** to maximize the article or **click** the **article** itself. Articles and whole issues of the newspaper may be opened in PDF format by **clicking**  .
- To browse an issue, **click Download issue** on the upper left. Turn the pages by **clicking** the **arrows** on the upper right  [**Issue Pages**]  .

Display It

- **Click** the **top, bottom or sides** of the gray frame to move the image in each direction.
- To hide the left frame, **click**  above the article to the right.
- Highlight words or phrases in the article by using the boxes above the article on the left.
- Enlarge the article or shrink it with the zoom buttons. To return to "normal" size, **click**  .
- To drag the article, **click**  Point to the article. Click and drag.
- To see the article once more on the newspaper page, **click**  .

Clicking  above the page will open a new window and allow easier maneuvering.

Search It

- **Click** the **tab Dates and Eras** or **Article Types** to search within those areas.
- Use AND, OR, NOT, NEAR, or nesting. Ex. Burr AND (treason OR conspiracy)
- Use singular or plural nouns.
- Use a question mark in place of single letters. Ex. wom?n for woman and women
- Use asterisk in place of multiple letters. Ex. environmen- tal* finds environmentalist, environmentalism, etc.
- See Help for more details.

Results

The limits you chose will show above of the results. Ex. Article Types: News/Opinions and Dates and Eras: Ulysses S. Grant (1869 to 1877).

The last line of each result has links to view the article or to view the full newspaper page on which the article appears.

Save It

Set aside results you want to print or e-mail by **clicking** in the box next to **Add to My Collection**. If your article continues on another page, **add that page to My Collection**, too. The database is inconsistent – sometimes it will keep parts of an article together, sometimes not. To be safe, treat every page separately. My Collection holds your results for only one session. Once you leave the site, your articles are deleted from My Collection.

Take It

Click My Collection to e-mail or print all the results at one time.

Print in PDF format because it's faster to select what you need and make it the right size. The citation will not be on the printout.

Cite It

To capture the citation for each article, **click Add to My Collection**. **Click View My Collection > Print Citations**. Citations for your articles will print as a list.

Call us for additional help.



Reference Department

450 Exton Square Parkway, Exton, PA
610-280-2620/21 • www.ccls.org